

Singing

Girls in grades 1–3 must complete four activities.
Girls in grades 4–5 must complete six activities.



Can't sing a note? Don't worry. You'll have fun learning the basics of music and singing in this activity.

1. Name the voice parts used in a mixed quartet.

1. _____

2. _____

3. _____

4. _____

2. The two (2) basic elements in music are:

T _____ and T _____.

3. a) Sing the C Major scale going up and back down using the syllable "la."

b) Sing the same scale going up and back down. Use the names of the notes (c, d, e, f, g, a, b, c)

4. Write the letter of the picture that matches each description.

Treble Clef sign _____

Quarter Note _____

Bass Clef sign _____

Eighth Note _____

Whole Note _____

Repeat Sign _____

Half Note _____

Time Signatures _____



a.




b.



c.



d.



e.



f.



g.



h.

5. Match the pitch of at least eight notes using "la."

6. Tell why it is important to sit up or stand while singing.


7. Name five (5) songs or choruses that you sing in your corps or church.

1.

2.



- 3. _____
- 4. _____
- 5. _____



8. As a group, make a list of at least five Christian singers and/or singing groups. List as many as you can.


| | |
|-------|-------|
| _____ | _____ |
| _____ | _____ |
| _____ | _____ |

9. Sing a favorite song or chorus to your troop, or participate in your corps junior singing company/children's choir at one Sunday worship service.

*I have completed all of the requirements
for the Singing Emblem.*

| | |
|---|------------|
| My Signature _____ | Date _____ |
| Leader's Signature _____ | Date _____ |
| Resource Person's Signature (if used) _____ | Date _____ |





S-T-R-E-T-C-H Projects

- 1.** Enroll in a choir at your school and attend at least one quarter, semester, or season. Show your leader your report card or a summary note from the instructor.
- 2.** Sing in a corps (church) vocal group for at least 24 rehearsals and/or performances.

I have completed all of the requirements for the
Singing S-T-R-E-T-C-H Project# _____.

My Signature

Date

Leader's Signature

Date

Resource Person's Signature (if used)

Date