



BEAT UP



HUGGED



LAUGHED AT

JESUS ON TRIAL

What happened to Jesus? Circle the things that happened to Jesus at His trial.



MADE FUN OF



HIT



BETRAYED



SET FREE



SPIT ON



PRaised

Unit 1: The Trials Of Jesus And Stephen | September | Year Two

Lesson 1: LDI 1st-2nd Grade 47

Unit 1 | Lesson 1 | P. 47

Who Did It?

Many people were involved in Jesus' trial. Complete the word search using the words in the word bank.

WORD BANK

Pilate

Herod

Judas

Soldiers


Crowd

High Priests

Sanhedrin

Barabbas

Me



Why do you think the word "ME" is included?

48 Lesson 1: LDI 3rd-4th Grade

Unit 1: The Trials Of Jesus And Stephen | September | Year Two


Unit 1 | Lesson 1 | P. 48

WHO ARE THEY?

Match the names with their roles in Jesus' trial.

- | | |
|--|---|
| <u>H</u> 1. Judas | A. Murderer who was set free instead of Jesus |
| <u>F</u> 2. High Priests and Sanhedrin | B. Was offended Jesus wouldn't speak to him |
| <u>A</u> 3. Barabbas | C. Governor of Rome |
| <u>E</u> 4. Crowd | D. Arrested Jesus |
| <u>G</u> 5. Disciples | E. Cried out "Crucify!" |
| <u>C</u> 6. Pilate | F. Accused Jesus falsely |
| <u>B</u> 7. Herod | G. Were not there because they had run away |
| <u>D</u> 8. Soldiers | H. Betrayed Jesus |

Using the names from the above questions, complete the word search.




Unit 1: The Trials Of Jesus And Stephen | September | Year Two

Lesson 1: LDI 5th-6th Grade 49

Unit 1 | Lesson 1 | P. 49

DID THEY OR DIDN'T THEY?

Color the pictures of the people who said they were sorry for the role they played during Jesus' trial.



48 Lesson 2: LDI 1st-2nd Grade

Unit 1: The Trials Of Jesus And Stephen | September | Year Two

Unit 1 | Lesson 2 | P. 68

TO BE FORGIVEN

Unscramble the words below to find out how you can be forgiven.

1. AYRP PRAY

2. SKA ASK

3. ELIBEEV BELIEVE

4. TRNEPE REPENT

Many people were involved in Jesus' trial. Who asked for forgiveness for the role they played?

PETER AND THE DISCIPLES

SOME SOLDIERS BELIEVED

Who didn't ask for forgiveness?

SOLDIERS

HEROD

PILATE

JUDAS

Unit 1: The Trials Of Jesus And Stephen | September | Year Two



Lesson 2: LDI 3rd-4th Grade 69

Unit 1 | Lesson 2 | P. 69

WHO DID WHAT?

If the statement is **TRUE**, circle the letter under the **T**.
If the statement is **FALSE**, circle the letter under the **F**.

STATEMENTS

T F

- Judas asked Jesus to forgive him. Q **(S)**
- Herod wanted to be a Christian. T **(I)**
- Peter was truly sorry for denying Jesus. **(N)** R
- Pilate wasn't guilty of Jesus' death because he washed his hands. I **(N)**
- At least one soldier believed in Jesus. **(E)** Z
- Peter asked Jesus to forgive him. **(D)** Y
- The soldiers said, "He was surely the Son of God." **(A)** V
- None of the disciples asked for forgiveness. B **(S)**
- Herod wanted to see Jesus perform a miracle. **(K)** L

Write the circled letter in the spaces to complete the sentence.

Peter, Herod, Judas, Pilate, and the soldiers had something in common.

They all had **SINNED**.

To receive forgiveness all we have to do is **ASK**!

70 Lesson 2: LDI 5th-6th Grade



Unit 1: The Trials Of Jesus And Stephen | September | Year Two

Unit 1 | Lesson 2 | P. 70

STONING STEPHEN

Cross out what's wrong in this picture. After you've corrected the picture, color it in.



Stephen was taken to the city, and the people threw STONES at him.

Unit 1: The Trials Of Jesus And Stephen | September | Year Two



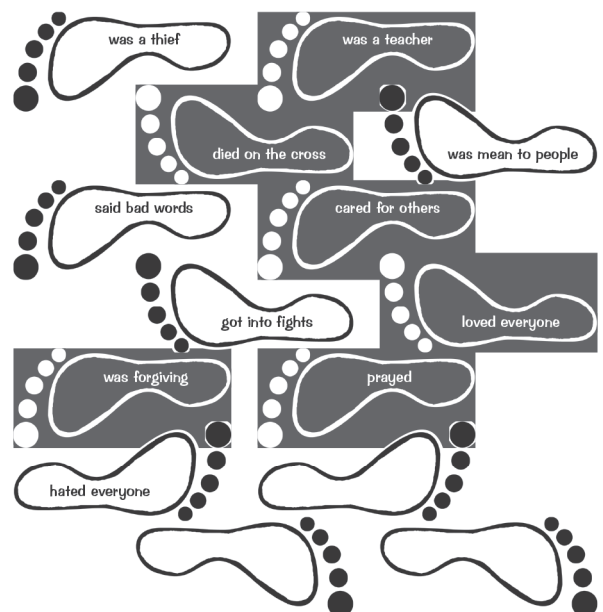
Lesson 3: LDI 1st-2nd Grade 85

Unit 1 | Lesson 3 | P. 85

I WILL FOLLOW JESUS!

Color the footprints that list things Jesus did.

Write one way you can follow Jesus in each empty footprint.



86 Lesson 3: LDI 3rd-4th Grade

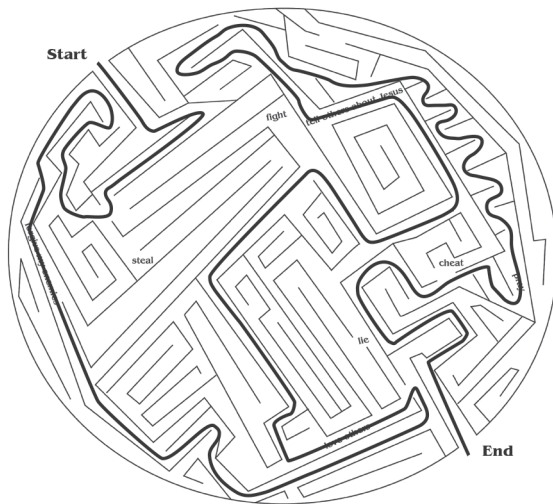


Unit 1: The Trials Of Jesus And Stephen | September | Year Two

Unit 1 | Lesson 3 | P. 86

Following Jesus Is Amazing!

Stephen followed Jesus by caring for others, and telling them about God's Word. Complete the maze by passing through each way you can follow Jesus' footsteps.



What do you think is the best thing about following Jesus?

Unit 1: The Trials Of Jesus And Stephen | September | Year Two

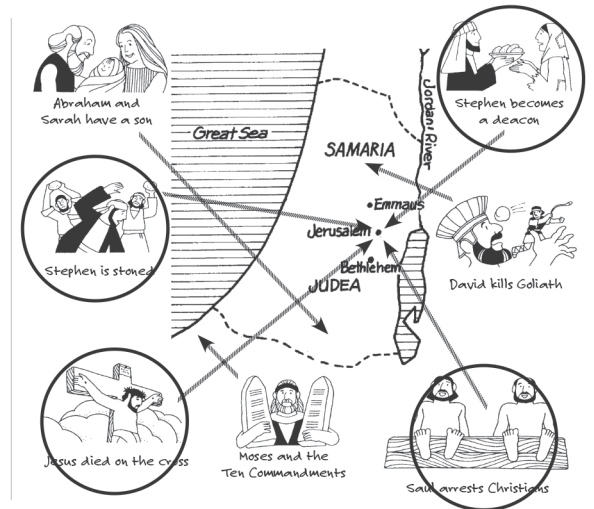


Lesson 3: LDI 5th-6th Grade 87

Unit 1 | Lesson 3 | P. 87

WHERE TO?

CIRCLE THE EVENTS ON THE MAP THAT LED UP TO THE PERSECUTION OF THE CHRISTIANS.



ANSWER THE FOLLOWING QUESTIONS:

Why did the Sanhedrin want to kill Stephen?
HE PREACHED TO THEM AND TOLD THEM THAT THEY HAD CRUCIFIED THE MESSIAH, JESUS.

Who led the persecution of the Christians?
SAUL

Where did the Christians go when they were persecuted?
TO SAMARIA AND JUDAH

Unit 1: The Trials Of Jesus And Stephen | September | Year Two



Lesson 4: LDI 3rd-4th Grade 103

Unit 1 | Lesson 4 | P. 103

Persecuted

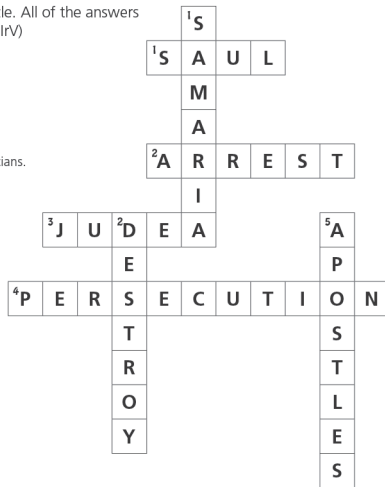
Complete the crossword puzzle. All of the answers can be found in Acts 8:1-4.(NIRV)

Across:

- _____ approved of Stephen's death.
- Saul went from house to _____ Christians.
- Some Christians scattered to _____.
- The time when Christians were being arrested was called the _____.

Down:

- Christians scattered to _____ when they were persecuted.
- Saul wanted to _____ the Church.
- All Christians except the _____ fled Jerusalem.



Saul and the Sanhedrin wanted to destroy the Church. God used their evil plans to accomplish what He wanted. Instead of destroying the Church, what happened because of the persecution of the Christians?

THE CHRISTIANS SCATTERED TO JUDAH AND SAMARIA, TELLING EVERYONE ABOUT JESUS SO THAT THE GOSPEL SPREAD.

104 Lesson 4: LDI 5th-6th Grade



Unit 1: The Trials Of Jesus And Stephen | September | Year Two


Unit 1 | Lesson 4 | P. 104

SEARCHING THE SCRIPTURE

WRITE OUT TODAY'S MEMORY VERSE FOUND IN ISAIAH 26:3 (NIRV).

"LORD, YOU WILL GIVE PERFECT PEACE TO ANYONE WHO COMMITS HIMSELF TO BE FAITHFUL TO YOU. THAT'S BECAUSE HE TRUSTS IN YOU."

FIND THE WORDS FROM THE VERSE IN THE PUZZLE BELOW.



Unit 2: Standing Firm Under Fire | October | Year Two



Lesson 1: LDI 3rd-4th Grade 137

Unit 2 | Lesson 1 | P. 137

STAND STRONG, BE BOLD

How can you stand strong in the following situations? Unscramble the words to complete the sentence. Then, answer each question.

1. How can you stand strong at **SCHOOL** (hosclo)?

2. How can you be bold with **FRIENDS** (fsderin)?

3. How can you encourage others in your **CORPS** (ocprs) and **COMMUNITY** (muncomiyt) to stand strong?

138 Lesson 1: LDI 5th-6th Grade

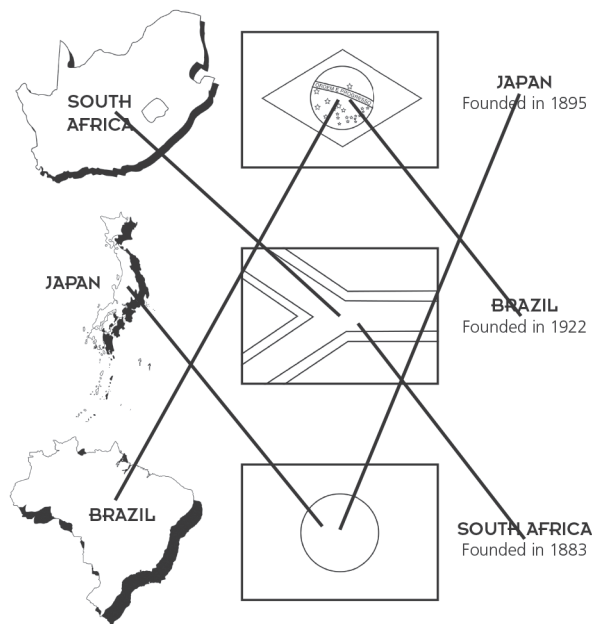


Unit 2: Standing Firm Under Fire | October | Year Two

Unit 2 | Lesson 1 | P. 138

WORLD MATCH UP

DRAW A LINE FROM THE COUNTRY TO THE CORRECT FLAG. DRAW A LINE FROM THE FLAG TO THE YEAR THE SALVATION ARMY STARTED IN THAT COUNTRY.



162 Lesson 2: LDI 1st-2nd Grade



Unit 2: Standing Firm Under Fire | October | Year Two

Unit 2 | Lesson 2 | P. 162

Break The Code

Use the letters in the white boxes to decode the message. The first one has been done for you.

ANSWER KEY																									
S	T	U	V	W	X	Y	Z	A	B	C	D	E	F	G	H	I	J	K	L	M	N	O	P	Q	R
A	B	C	D	E	F	G	H	I	J	K	L	M	N	O	P	Q	R	S	T	U	V	W	X	Y	Z

"I MOVE ON TOWARD
A E G N W G F L G O S J V
THE GOAL TO WIN
L Z W Y G S D L G O A F
THE PRIZE. GOD HAS
L Z W H J A R W Y G V Z S K
APPOINTED ME
S H H G A F L W V E W
TO WIN IT. THE
L G O A F A L L Z W
HEAVENLY PRIZE
Z W S N W F D Q H J A R W
IS CHRIST JESUS
A K U Z J A K L B W K M K
HIMSELF." Philippians 3:14 (NIRV)
Z A E K W D X

Unit 2: Standing Firm Under Fire | October | Year Two



Lesson 2: LDI 3rd-4th Grade 163

Unit 2 | Lesson 2 | P. 163

Strong and Brave

Trace the words to complete the Bible verse. Find the words in the word find.

"Be on your guard. Stand firm in the
faith. Be brave. Be strong.
Be loving in everything you do."

1 Corinthians 16:13-14 (NIRV)

S	E	N	G	U	A	R	D	S	D
T	W	P	R	A	H	F	H	J	U
R	E	A	S	T	K	L	E	O	M
O	N	Y	I	G	L	I	Y	A	N
N	H	A	D	F	O	U	M	V	E
G	F	N	B	R	A	V	E	Y	S
E	Y	L	B	J	K	O	P	B	T
C	L	O	V	I	N	G	I	T	A

210 Lesson 4: LDI 1st-2nd Grade



Unit 2: Standing Firm Under Fire | October | Year Two

Unit 2 | Lesson 4 | P. 210

ON YOUR GUARD

REVEAL THE SCRIPTURE BY FIGURING OUT THE PUZZLE.



BE ON YOUR GUARD. STAND FIRM



IN THE FAITH. BE BRAVE



BE STRONG. BE LOVING IN



EVERYTHING YOU DO. 1 CORINTHIANS 16:13-14 (NIV)

Unit 2: Standing Firm Under Fire | October | Year Two

Lesson 4: LDI 3rd-4th Grade 211

Unit 2 | Lesson 4 | P. 211

BE COURAGEOUS

Starting with the first letter, write every third letter on the line to find the secret word. The first one has been done for you. Place the secret words in the blanks to complete the verse.

1. BKJELL: BE
 2. FKVACFILPTOXH: FAITH
 3. CLNOUTRBAIGRNDJTKYHERIBVACDNOFS: CORINTHIANS
 4. SAVTDERFGOTKNEDG: STRONG
 5. GRJUSPACDRWQD: GUARD
 6. LWZORSUMIRBNADG: BRAVE
 7. BVFRSEAGHVTK: LOVING
- " BE on your GUARD. Stand firm in the FAITH.
Be BRAVE. Be STRONG. Be LOVING in everything you
do." | CORINTHIANS 16:13-14 (NIV)


212 Lesson 4: LDI 5th-6th Grade

Unit 2: Standing Firm Under Fire | October | Year Two

Unit 2 | Lesson 4 | P. 212

DANIEL'S DIET

Circle the foods that Daniel and his friends ate while they lived in Babylon.



WHY DID DANIEL EAT SPECIAL FOOD!

Daniel wanted to OBEY God.

Unit 3: Making Good Choices | November | Year Two

Lesson 1: LDI 1st-2nd Grade 235

Unit 3 | Lesson 1 | P. 235

GOOD FOR YOU

What kinds of food did Daniel and his friends eat?
FRUIT, VEGETABLES AND WATER TO DRINK.

Why did they eat this food?
GOD HAD COMMANDED THEM TO.

Draw a picture of a scene from today's lesson.

236 Lesson 1: LDI 3rd-4th Grade

Unit 3: Making Good Choices | November | Year Two

Unit 3 | Lesson 1 | P. 236

• I'm NOT Weird •

All Christians feel weird sometimes. But God gives us what we need to be faithful Christians.

•	1	2	3	4	5	6	8
1	A	B	C	D	E	F	G
2	H	I	J	K	L	M	N
3	O	P	Q	R	S	T	U
4	V	W	X	Y	Z	•	•

Instructions:

Use the letter tiles below to decode the message and reveal what we need to be faithful Christians.

The first number for each space corresponds to the numbers going down the chart.

The second number corresponds to the numbers going across the chart.

Find the tile that intersects both numbers, then write the letter on the blank.

The first letter has been done for you.

"I C A N D O E V E R Y T H I N G
2.2 3.1 1.1 8.2 4.1 1.3 5.1 1.4 5.1 4.3 4.4 6.3 1.2 2.2 8.2 8.1

B Y T H E P O W E R O F
2.1 4.4 6.3 1.2 5.1 2.3 1.3 2.4 5.1 4.3 1.3 6.1

C H R I S T . H E G I V E S M E
3.1 1.2 4.3 2.2 5.3 6.3 1.2 5.1 8.1 2.2 1.4 5.1 5.3 6.2 5.1

S T R E N G T H . " Philippians 4:13 (NirV)
5.3 6.3 4.3 5.1 8.2 8.1 6.3 1.2

Unit 3: Making Good Choices | November | Year Two



Lesson 1: LDI 5th-6th Grade 237

Unit 3 | Lesson 1 | P. 237

The Difference

If we want to make a difference, we need to learn many things. Use the key below to discover ways we learn to make a difference.

26	25	24	23	22	21	20	19	18	17	16	15	14
A	B	C	D	E	F	G	H	I	J	K	L	M
13	12	11	10	9	8	7	6	5	4	3	2	1
N	O	P	Q	R	S	T	U	V	W	X	Y	Z

R E A D Y O U R B I B L E
9 22 26 23 2 12 6 9 25 18 25 15 22

A T T E N D Y O U R C O R P S
26 7 7 22 13 23 2 12 6 9 24 12 9 11 8



P R A Y
11 9 26 2



G O T O S U N D A Y S C H O O L
20 12 7 12 8 6 13 23 26 2 8 24 19 12 12 15

L I V E L I K E J E S U S
15 18 5 22 15 18 16 22 17 22 8 6 8

258 Lesson 2: LDI 3rd-4th Grade



Unit 3: Making Good Choices | November | Year Two

Unit 3 | Lesson 2 | P. 258

Different Dreams

Daniel and his friends prayed to God to help them interpret King Nebuchadnezzar's dream. Circle the words in the word bank that relate to King Nebuchadnezzar's dream. Find the words in the word search.

(..... Word Bank)

KINGDOM	BRONZE	CATTLE	WIND	CLAY	PIGS
STATUE	GOLD	OCEAN	IRON	ROCK	

I	B	C	L	A	Y	A	E	G	P
F	K	R	G	B	O	M	Z	N	I
C	C	N	O	C	E	A	N	P	G
A	O	Y	L	A	C	E	O	A	S
T	R	U	D	V	U	T	R	C	W
T	H	O	E	T	Y	U	B	I	L
L	U	P	A	I	R	O	N	O	K
E	C	T	R	B	N	D	A	P	V
W	S	T	O	M	Y	A	D	R	I
E	D	A	M	O	D	G	N	I	K

Unit 3: Making Good Choices | November | Year Two




Lesson 2: LDI 5th-6th Grade 259

Unit 3 | Lesson 2 | P. 259

Daniel's Daring Dots

Connect the dots to find out the answer to the question.



God sent an Angel to protect Daniel in the lions' den.

Unit 3: Making Good Choices | November | Year Two

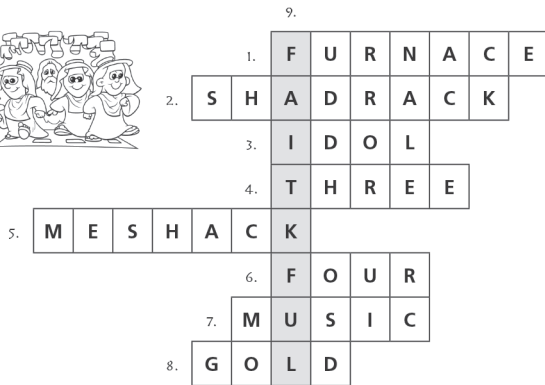



Lesson 3: LDI 1st-2nd Grade 277

Unit 3 | Lesson 3 | P. 277

FIERY QUESTIONS

Write the answer to each question on the word puzzle. When you've finished, write the word in the bold blocks to complete the last statement.



- The punishment for not bowing down to the idol was to be thrown in the _____.
- One of the young men in this story was S _____.
- King Nebuchadnezzar created an _____ for everyone to bow down to.
- _____ men were placed in the furnace.
- One of the young men in this story was M _____.
- King Nebuchadnezzar saw _____ men in the furnace.
- Whenever the people heard _____ they were to bow down to the idol.
- The idol was made of _____.
- Shadrach, Meshach, and Abednego were _____ followers.

Unit 3: Making Good Choices | November | Year Two


Lesson 4: LDI 5th-6th Grade 299



Unit 3 | Lesson 4 | P. 299

JESUS WAS TEMPTED

Draw a circle around the things that the devil used to tempt Jesus.



Unit 4: Jesus Stood Firm | January | Year Two

Lesson 1: LDI 1st-2nd Grade 321




Unit 4 | Lesson 1 | P. 321

TEMPTATION TEST

Do you like taking tests? Jesus took His first test while in the wilderness. Match the questions with the correct answers from the word bank. Then find the words from the word bank in the word search.

- Jesus was tempted by the devil **THREE** times.
- Jesus did not eat for **FORTY** days when He was in the wilderness.
- The **HOLY SPIRIT** led Jesus into the wilderness.
- The devil told Jesus to turn **STONES** into bread.



WORD BANK

- food
- kingdoms
- jump
- tempt
- Holy Spirit
- Jesus
- forty
- three
- stones
- Satan

322 Lesson 1: LDI 3rd-4th Grade

Unit 4: Jesus Stood Firm | January | Year Two



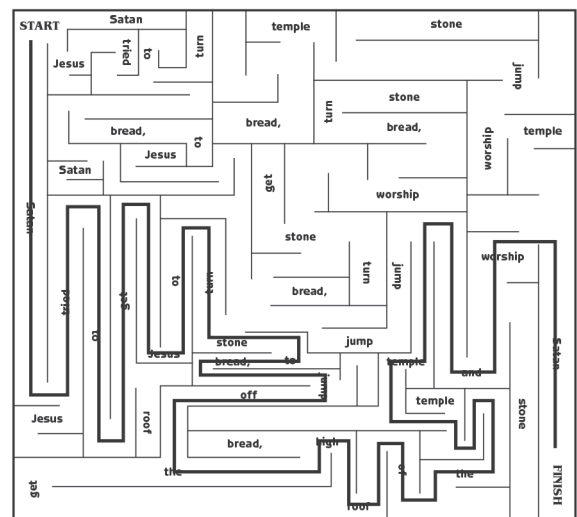
Unit 4 | Lesson 1 | P. 322

THE RIGHT ROAD

The Holy Spirit led Jesus into the wilderness to be tested. Find your way through the maze. Write the words that you find on the path.

SATAN TRIED TO GET JESUS TO TURN STONES

TO BREAD, JUMP OFF THE HIGH ROOF
OF THE TEMPLE AND WORSHIP SATAN.



Unit 4: Jesus Stood Firm | January | Year Two

Lesson 1: LDI 5th-6th Grade 323



Unit 4 | Lesson 1 | P. 323

THE FIRST STONE

Jesus told the people and the religious leaders that only someone who had never sinned should throw a stone at the woman.
CIRCLE 5 THINGS WHICH DO NOT BELONG IN THIS PICTURE.



Unit 4: Jesus Stood Firm | January | Year Two

Lesson 2: LDI 1st-2nd Grade 339

Unit 4 | Lesson 2 | P. 339



FISHING LINE FIND

Draw a line to the answer to each question. Write the answer on the line below the question.

1. What did Jesus see in the temple that upset Him?

MONEY CHANGERS

2. What did Jesus tell the people they made the temple?

A DEN OF ROBBERS

3. In the story of Jesus healing on the Sabbath, whom did He heal?

MAN WITH WITHERED HAND

4. Jesus met a woman at a well. Where was she from?


SAMARIA

5. Jesus offered the woman at the well what kind of water?

LIVING

6. Jesus told the Pharisees that the one without sin could cast the first _____?

STONE



340 Lesson 2: LDI 3rd-4th Grade

Unit 4: Jesus Stood Firm | January | Year Two

Unit 4 | Lesson 2 | P. 340

ALMOST STONED

The Pharisees brought a woman to Jesus who had been caught in the act of sinning. They said the Law of Moses demanded that she be executed by stoning. Jesus shamed them.

USE THE CODE IN THE CIRCLES TO FIND THE MISSING LETTERS. EXAMPLES: 4=R 5,6=N



"W O M A n, where are T H E Y ?
1,2 8,9 5 6,7 9 9,10 3

Hasn't anyone F O un D Y O U guilty?"
2,3 1,2 2 3 1,2 3,4

"No O N E , sir," she said. "Then I don't
1,2 6 9,10 7,8

F I N D you g U I L T Y either."
2,3 7,8 6 2 3,4 7,8 6,7 3

What did Jesus tell the woman?

"G O N O W and L E A v E
1 1,2 6 1,2 4,5 5,6 9,10 5 9,10

Y O U R life O F s I N ."
3 1,2 3,4 4 1,2 2,3 7,8 6


Unit 4: Jesus Stood Firm | January | Year Two

Lesson 2: LDI 5th-6th Grade 341

Unit 4 | Lesson 2 | P. 341

Standing Strong

Cut along the dotted lines. Glue the squares onto the grid in the proper order to reveal a picture.



How did Jesus stand firm when He was betrayed?

List three ways you can stand firm in your faith?

352 Lesson 3: LDI 3rd-4th Grade

Unit 4: Jesus Stood Firm | January | Year Two

Unit 4 | Lesson 3 | P. 358

SAD to Happy

Draw a line from what happened in the story to the **sad** or happy face.


— The people were happy to see Jesus.

— The religious leaders wanted to get rid of Jesus.

— Jesus was put on trial.

— Jesus died on the cross.

— Jesus rose from the grave.



Jesus died on the **CROSS**
to save me from my **SINS**.

Unit 4: Jesus Stood Firm | January | Year Two







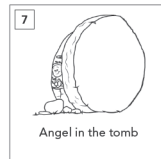


Lesson 4: LDI 1st–2nd Grade 373

Unit 4 | Lesson 4 | P. 373

ORDER OF EVENTS

Place the pictures in the correct order by writing the number in each box.



Why is the story of Jesus' death on the cross a happy story?

374 Lesson 4: LDI 3rd–4th Grade




Unit 4: Jesus Stood Firm | January | Year Two

Unit 4 | Lesson 4 | P. 374

ON THE CROSS

Complete the crossword puzzle.



Across

1. When Jesus entered _____ the people praised Him.
2. Jesus was _____ by a crowd in the garden.
3. Jesus was given an unfair _____.
4. Jesus was put on a _____ to die.
5. After he died, Jesus' friends put Him in a _____.

Down

1. The _____ leaders plotted against Jesus.
2. Jesus was _____ in the garden when he was arrested.
3. After _____ days, Jesus rose from the grave.
4. The people shouted, "_____ Him!"
5. Jesus died to save us from our _____.



Unit 4: Jesus Stood Firm | January | Year Two



Lesson 4: LDI 5th–6th Grade 375

Unit 4 | Lesson 4 | P. 375

[illegible]

[illegible]

[illegible]