









# In Temptation

ACTIVITY	MINUTES	GRADE LEVEL	FOCUS	PITstops	*OTHER SUPPLIES
<input checked="" type="checkbox"/> OPENING ACTIVITY Choose Or Lose	5	1-6			three wrapped gifts
<input checked="" type="checkbox"/> LESSON In Temptation	10	1-6			stapler, staples
<input checked="" type="checkbox"/> MEMORY VERSE	5	1-6			
REINFORCEMENT ACTIVITY (Choose One Option)					
<input type="checkbox"/> OPTION 1 Jesus In The Wilderness	10	1-6			black construction paper, blue and green tissue paper, star stickers, twigs
<input checked="" type="checkbox"/> OPTION 2 WWJD Bracelets	5	1-6			alphabet beads, leather lacing
<input type="checkbox"/> WORSHIP PROGRAM Honest John	5	1-6			
<input type="checkbox"/> LET'S DO IT! (LDI)					
Jesus Was Tempted	5	1-2			
Temptation Test	5	3-4			
The Right Road	5	5-6			
<input checked="" type="checkbox"/> DIALOGUE FOLDER					
iSPEAK	5	1-2			
iSPEAK	5	3-4			
iSPEAK	5	5-6			

## INTENDED LEARNING OUTCOME

This lesson will help junior soldiers understand that Jesus is God and man. Junior soldiers will understand that Jesus experienced the same feelings they experience today, including temptation.

## YOU ARE HERE!



Place the timeline marker on **27 A.D.** on the **New Testament** timeline.

\*In addition to materials listed in this chart, you need Basic Classroom Supplies.

# In Temptation

## BACKGROUND INFORMATION FOR THE LEADER

### BIBLE REFERENCES:

This lesson is based on the following Bible references:

Matthew 3-4

### UNIT AIM:

This unit will help junior soldiers understand that, while Jesus is God, He is man as well, and that He experienced the same feelings and temptations that they do. They can learn how to handle these things by following Christ's example.

**THE TEMPTATION** of Jesus occurred after He completed 40 days of fasting and prayer in the desert. Jesus was led into the desert by the Holy Spirit following His baptism to prepare for His public ministry.

Three times Satan twisted the Word of God to test and tempt Jesus. During the first temptation, Satan asked Jesus to turn stones into bread. This temptation was about physical desire. Jesus fasted for 40 days in the wilderness—He was physically hungry—Satan knew this, and tried to tempt Jesus physically. The second temptation was about the desire for power. Satan tempted Jesus to throw Himself from the highest tower and let God save Him. However, Jesus knew that we aren't to put God to the test. During the third temptation, Satan showed Jesus many kingdoms and said that if Jesus would worship him, all the kingdoms would bow down to Him. This temptation was about spiritual allegiance. Jesus knew that the only person worthy of worship is God.

Jesus, having studied the Word of God and Jewish law, was grounded in the Word of God and was able to resist temptation because He had a full understanding of the meaning of God's Word.

Jesus knew Scripture and was able to quote it in times of adversity. This practice of learning and understanding Scripture is important for all Christians. It's important that junior soldiers understand the following lessons from Jesus' experience with temptation in the wilderness:

- God's Word is our guidebook. Understanding its meaning will help us in times of trouble.
- As Christians we aren't exempt from temptation or bad things occurring in our lives. But, as Christians we have the Holy Spirit to help us in times of difficulty.



## OPENING ACTIVITY

### Choose Or Lose

Before class, wrap three gifts of varying sizes and values. The largest package should be the least valuable gift. Suggested gifts: roll of paper towels, candy bar, tennis ball, rubber band, piece of fruit, toothbrush, etc.


Ask one junior soldier to choose a gift. Instruct the other junior soldiers to help them make the choice by calling out which package they should choose. After the junior soldier makes their selection, unwrap the gifts.

Say: **Did \_\_\_\_\_ (insert child's name) make a wise choice?** *(Allow response.)*  
**Did the voice of the class help you make your choice?** *(Allow response.)*

Say: **It can be difficult to stick to your first choice when others tell you to choose something else. Sometimes the opinions of other can make it hard to think, and then we don't make wise choices. Sometimes the opinions and suggestions of others tempt us.**

## LESSON

### In Temptation

Before class, make one copy of  A for each junior soldier. Instruct junior soldiers to color on the appropriate page as you talk about the three temptations Satan put before Jesus.

Say: **What's temptation?** *(Allow response.)* **How do you keep yourself from "giving in" to temptation?** *(Allow response.)* **What are some ways that you've been tempted?** *(Allow response.)* **Did you resist or give in?** *(Allow response.)*

Say: **We're all tempted to do things we know are wrong. Where do you think temptation comes from?** *(Allow response.)* **When we're tempted to do things we know are wrong, Satan is trying to get us to sin. What is sin?** *(Allow response.)* **Sin is choosing to disobey what we know God wants us to do.**

**There's a story in the Bible about a time when Jesus was tempted. After John the Baptist baptized Jesus in the river, the Holy Spirit led Jesus to the wilderness. In the wilderness Jesus fasted and prayed for 40 days. He was preparing for His ministry—the time when He'd tell and show the world that He was sent from God to save us from our sin and teach us how to live.**

#### MATERIALS NEEDED:

- 3 wrapped gifts

#### MATERIALS NEEDED:

-  A
- scissors
- staples
- stapler
- crayons/markers



Say: **After 40 days, Satan came to Jesus and tempted Him to use God's power to help Himself. Jesus knew that this was wrong; God wanted Him to use His power to help others.**

**How do you think Jesus felt after being in the desert for 40 days? (Allow response.) He didn't eat for 40 days! Can you imagine how hungry He must have been? How do you think you'd feel if you hadn't eaten for 40 days? (Allow response.) Because Jesus was human, He was very hungry too!**

**Satan knew Jesus was hungry. He said to Jesus, "If you are the Son of God, tell these stones to become bread." Because Jesus was God, He had the power to turn the stones into bread like Satan said, but Jesus knew it was wrong to use God's power for Himself. He said, "Man doesn't live only on bread. He also lives on every word that comes from the mouth of God" (Matthew 4:3-4 NIV).**

Instruct junior soldiers to complete the page about Jesus' first temptation.

Say: **Next, Satan took Jesus to the city of Jerusalem and had Him stand on the highest point of the temple. He said, "If you are the Son of God, throw yourself down." Jesus said to Satan, "Do not put the Lord your God to the test." (Matthew 4:5-6 NIV).**

Instruct junior soldiers to complete the page about Jesus' second temptation.

Say: **Satan tried a third time to tempt Jesus. This time Satan took Jesus to the top of the mountain and showed Jesus many kingdoms. He said to Jesus, "I will give you all of this if you will worship me." Jesus said, "Get away from me, Satan! It is written, 'Worship the Lord your God. He is the only one you should serve'" (Matthew 4:10 NIV).**

Instruct junior soldiers to complete the page about Jesus' third temptation.

Say: **After Jesus resisted Satan for the third time, Satan left Jesus, and God sent His angels into the wilderness to care for Jesus.**

**Jesus was able to say "no" to the temptation of Satan because He understood God's Word. Jesus used God's Word to help Him. Satan twisted God's words around to mean what he wanted them to mean. But, Jesus knew the true meaning of God's Word, and so when Satan tried to tempt Him, Jesus knew how to say "no."**

**Jesus was able to quote Scripture to help Him resist Satan. We, too can learn verses of Scripture that will help us when we're tempted to do wrong things. Next time you're tempted to do wrong things, think about Jesus. What would Jesus do? Would He be happy with the choice you're going to make?**



Say: **Jesus is the perfect example of how we should live our lives.**

Instruct junior soldiers to cut their pages along the dotted line, and place them in order. Next, staple the pages together to create a booklet. Allow time for junior soldiers to review today's story by looking through the booklets they created.

## MEMORY VERSE Hebrews 2:18 (NIV)

**"He himself suffered when he was tempted. Now he is able to help others who are being tempted."**

Write the memory verse on the board. Review the verse several times with junior soldiers. Ask a junior soldier first to share one way to be obedient to God and then to erase one word from the board. Review the verse as a brigade. Continue this activity until the board is blank and junior soldiers have memorized the verse.

## REINFORCEMENT ACTIVITIES (CHOOSE ONE OPTION)

### Jesus In The Wilderness (option 1)

Before class, you'll need to gather the following supplies for each junior soldier: one piece of black 11" x 17" construction paper, two pieces of blank white paper, one piece of light blue tissue paper, one piece of green tissue paper, star stickers, a twig, scissors, markers or crayons.

Give each junior soldier the supplies necessary for this project, and walk the junior soldiers through the following directions to complete the project:


(Refer to  B.)

1. Fold the black construction paper in half, and cut out the center of one half to make a frame.
2. Glue one white piece of paper to the other half of the black paper.
3. Crumple the blue tissue paper, then straighten it out. Crumple the green tissue paper, then straighten it out.
4. Glue the blue tissue paper on the top half of the white paper. Glue the green tissue paper on the bottom half of the white paper.

#### MATERIALS NEEDED:

- chalk board/marker board
- chalk/marker

#### MATERIALS NEEDED:

-  B
- black construction paper
- white paper
- blue and green tissue paper
- star stickers
- twig
- glue
- crayons/markers
- scissors



5. Draw a picture of Jesus praying on the other piece of blank white paper.
6. Cut out drawing of Jesus praying.
7. Glue the drawing of Jesus on top of the green tissue paper.
8. Glue the twig on top of the green tissue paper, next to the drawing of Jesus praying.
9. Stick the stars on top of the blue tissue paper to make the sky.
10. Fold the frame over the picture.
11. Glue the frame down.

**MATERIALS NEEDED:**

- alphabet beads
- leather lacing
- scissors

## WWJD Bracelets (option 2)

Distribute alphabet beads and leather lacing for junior soldiers to make WWJD bracelets. Encourage junior soldiers to wear their bracelets over the next few weeks and think about “What Would Jesus Do” in times of temptation and trouble. If you have extra supplies, allow each junior soldier to make an extra bracelet to share with a friend.

## WORSHIP PROGRAM

**CHORUS:** Song #97: “Thank You, Lord”  
(Track #46, *Great Big Praise* CD 2)

**SCRIPTURE:** Matthew 4:1-11 (NIV)

**CHORUS:** Song #99: “Give Thanks”  
(Track #49, *Great Big Praise* CD 2)

### DEVOTIONAL

## Honest John

Say: **John lived with his mom. His dad died when he was small. As John got older, he realized how hard it was for his mom to pay the bills, so he decided he’d earn some money to help her.**

**One day John and his friend Ben were walking home from school when Ben told him about the great time he’d on Saturday with David. They’d gone to a grocery store and took two candy bars. John said, “That’s stealing!”**

**Ben told him, “You’re such a geek! It’s okay as long as you don’t get caught.”**



Just then, John noticed a sign in the window of Mr. Cunningham's hardware shop. Mr. Cunningham was looking for someone to help him in the store.

Ben asked Mr. Cunningham for the job. Mr. Cunningham said he'd give Ben a trial run. "Go and sort that big tin of nails and screws. Sort them according to size."

An hour later, Ben told Mr. Cunningham that he'd finished the job. Mr. Cunningham asked Ben if he'd had trouble completing the job.

"No, sir," said Ben.

"I'm sorry, but I don't think you're the right boy for the job," Mr. Cunningham said.

Ben's friend David also applied for the job. Mr. Cunningham asked David to do the same thing as Ben. David didn't get the job either.

A week later, John walked by Mr. Cunningham's store and noticed the sign was still there. He decided to ask Mr. Cunningham about the job.

Mr. Cunningham gave John the same test of sorting the screws and nails. Ten minutes later, John returned to Mr. Cunningham and said, "I found ten dollars in the tin of nails. It must belong to you."

Mr. Cunningham said, "That's right. The job is yours because you're the first honest boy to apply for the job. All the other boys kept the money."

Because John resisted the temptation to steal, John got the job and was able to help his mother. God will give us many blessings when we resist temptation and follow the example of Jesus. He'll take care of our needs, just like He took care of John and his mother, and just like He took care of Jesus when He was tempted.

## PRAYER



Remember to fill out the *What Do You Think Evaluation* on page 382.