

VOLUME 4

# PEOPLE OF FAITH



## TRAINING JUNIOR SOLDIERS

[ FEBRUARY–MAY | YEAR TWO ]



## TRAINING JUNIOR SOLDIERS®

Published by The Salvation Army National Christian Education Department,  
National Headquarters, 615 Slaters Lane, Alexandria, VA 22314

First published in 2008, Revised June 2013

This publication is a national document and cannot be changed without the approval of the Commissioners' Conference. All rights reserved. No part of this curriculum may be reproduced, stored in or introduced into a retrieval system, or transmitted, in any form, or by any means (electronic, mechanical, photocopying, recording, or otherwise), without the prior written permission from the publishers, except where noted on handouts, publicity art, and lesson introduction pages. This includes the scanning, uploading, and distribution of this book via the Internet or via any other means. For permission information write: The Salvation Army, Christian Education Department, National Headquarters, 615 Slaters Lane, Alexandria, VA 22314.

All Scripture quotations, unless otherwise indicated, are taken from the Holy Bible, New International Reader's Version®, NIRV® Copyright © 1995, 1996, 1998 by Biblica, Inc.™ Used by permission of Zondervan. All rights reserved worldwide. [www.zondervan.com](http://www.zondervan.com) The "NIRV" and "New International Reader's Version" are trademarks registered in the United States Patent and Trademark Office by Biblica, Inc.™

Scripture marked MSG is taken from *The Message* (TM). Copyright 1993.  
Used by permission of NavPress Publishing Group.

All images courtesy of The Salvation Army and iStockphoto.

Every effort has been made to contact the copyright holders, but should there be any errors or omissions, The Salvation Army would be pleased to insert the appropriate acknowledgement into this publication.

### MISSION STATEMENT

The Salvation Army, an international movement, is an evangelical part of the universal Christian church. Its message is based on the Bible. Its ministry is motivated by the love of God. Its mission is to preach the gospel of Jesus Christ and to meet human needs in His name without discrimination.

### TERRITORY ADDRESSES

The Salvation Army Central Territory,  
10 W. Algonquin Rd., Des Plaines, IL 60016

The Salvation Army Eastern Territory,  
440 West Nyack Rd., West Nyack, NY 10994

The Salvation Army Southern Territory,  
1424 Northeast Expressway, Atlanta, GA 30329

The Salvation Army Western Territory,  
180 East Ocean Boulevard, Long Beach, CA 90802

# TRAINING JUNIOR SOLDIERS STUDY MANUAL

VOLUME 4: PEOPLE OF FAITH | YEAR TWO

<b>INTRODUCTION .....</b>	<b>5</b>
Scope and Sequence .....	6
Definition of Terms and Symbols.....	7
Layout and Special Features .....	8
Record Keeping Helps.....	11
A Varied Approach to Mentoring Children .....	15
Memory Verse Bookmarks .....	17
 <b>ENROLLMENT &amp; DAY OF RENEWAL SUNDAY.....</b>	 <b>19</b>
 <b>UNIT 1: Old Testament People.....</b>	 <b>31</b>
Leader's Page.....	32
Lesson 1: Josiah—The Boy Who Became King.....	33
Lesson 2: Samuel—The Boy Who Listened .....	59
Lesson 3: Gideon—The Boy Who Obeyed.....	75
Lesson 4: Esther—The Girl Who Became Queen .....	93
What Do You Think? .....	109
Unit Certificate .....	110
References.....	111
 <b>UNIT 2: The Generals .....</b>	 <b>113</b>
Leader's Page.....	114
Lesson 1: How We Get Our Generals.....	115
Lesson 2: Who Were The Generals? Part 1 .....	137
Lesson 3: Who Were The Generals? Part 2.....	165
Lesson 4: What Does The General Do? .....	195
What Do You Think? .....	219
Unit Certificate .....	220
References.....	221



PUBLISHED BY  
The Salvation Army

FOUNDER  
General William Booth

GENERAL  
André Cox

EXECUTIVE EDITOR  
Major Christine Poff  
*National Christian  
Education Consultant*

PRODUCTION EDITOR  
Carolyn J.R. Bailey

GRAPHICS  
Steven E. Carpenter Jr.

COVER DESIGN  
Steven E. Carpenter Jr.

Lessons based on materials  
submitted by writers from  
the four USA territories.

**UNIT 3: Notable Christians Of The Church.....223**

Leader's Page.....	224
Lesson 1: The Reformation—Martin Luther.....	225
Lesson 2: Holiness—The Wesleys.....	253
Lesson 3: Women In Ministry—Phoebe Palmer And Catherine Booth .....	277
Lesson 4: Modern Day Witnesses—My Part In The Church.....	293
What Do You Think? .....	320
Unit Certificate .....	321
References.....	322

**UNIT 4: New Testament People.....323**

Leader's Page.....	324
Lesson 1: Matthew The Tax Collector.....	325
Lesson 2: Mary And Martha.....	349
Lesson 3: Mary Magdalene .....	365
Lesson 4: Timothy .....	389
What Do You Think? .....	409
Unit Certificate .....	410
References.....	411

**ANSWER KEY.....413**

### WELCOME TO TRAINING JUNIOR SOLDIERS!

The Training Junior Soldiers Course consists of ten volumes covering a five-year span. Each **Volume** contains four **Units** consisting of four **Lessons**. There are two volumes per year (September–January & February–May).

Each Training Junior Soldiers unit covers one of the following areas:



Bible



Christian/Spiritual Growth



The Salvation Army



To Be Like Jesus

The material is provided in a three-ring format. It's also available online and can be downloaded. All teaching material needed for each lesson is included in every volume. Suggested supplemental products can be found in the resource section at the end of each lesson.

The music CD *Great Big Praise for a Great Big God* is used throughout the lessons to enhance the Worship Program and other activities related to the lessons. You can purchase copies of the CD and song book by visiting <[www.lillenas.com](http://www.lillenas.com)> or at your local Christian bookstore. (This CD was originally distributed with Training Junior Soldiers material in September 2003.)

The Bible being used for Training Junior Soldiers is *The Adventure Bible for Young Readers* (NIRV). Copies of this Bible can be purchased from your local bookstore, Christian retail store, online at <[www.amazon.com](http://www.amazon.com)> or Eastern Territory Trade Department.

Activity pages will need to be copied for each junior soldier. On occasion, other handouts will also need to be copied for each junior soldier.

### BASIC CLASSROOM SUPPLIES

Each junior soldier classroom should be equipped with basic classroom supplies. These supplies will be used on a regular basis throughout the Training Junior Soldiers course. Leaders may want to create supply boxes for each junior soldier, or store supplies in a general area.

- Bibles
- Chalkboard/Dry Erase Board
- Chalk/Dry Erase Markers
- Crayons
- Markers
- Colored Pencils
- Scissors
- Glue
- Tape
- Pens/Pencils
- Construction Paper
- Copy Paper
- Poster Board
- CD Player/MP3 Player
- *Great Big Praise for a Great Big God* Music CD and book
- Old Testament, New Testament, and Salvation Army timelines

### COURSE BREAKDOWN

4 Lessons=1 Unit

4 Units=1 Volume

2 Volumes=1 Year

10 Volumes=  
Completed Course

### JUNIOR SOLDIERS PROMISE

I know that Jesus is my Savior from sin.

I have asked Him to forgive my sins, and I will trust Him to keep me good.

By His help, I will be His loving and obedient child, and will help others to follow Him.

I promise to pray, to read my Bible, and to lead a life that is clean in thought, word and deed.

I will not use anything that may injure my body or my mind, including harmful drugs, alcohol and tobacco.

# SCOPE & SEQUENCE

## **VOLUME 1: BEGINNINGS**

- Unit 1: Bible Beginnings
- Unit 2: Birth of The Salvation Army
- Unit 3: Salvation
- Unit 4: Birth & Childhood of Jesus

## **VOLUME 2: FOUNDATION OF OUR FAITH**

- Unit 1: One Great Faith
- Unit 2: Salvation Army Music & Literature
- Unit 3: Personal Devotions
- Unit 4: The Lord's Prayer

## **VOLUME 3: STANDING FIRM**

- Unit 1: The Trials of Jesus & Stephen
- Unit 2: Standing Firm Under Fire
- Unit 3: Making Good Choices
- Unit 4: Jesus Stood Firm

## **VOLUME 4: PEOPLE OF FAITH**

- Unit 1: Old Testament People
- Unit 2: The Generals
- Unit 3: Notable Christians of the Church
- Unit 4: New Testament People

## **VOLUME 5: STANDARDS TO LIVE BY**

- Unit 1: The Ten Commandments
- Unit 2: I Promise
- Unit 3: Keeping Healthy
- Unit 4: Standards Jesus Lived By

## **VOLUME 6: GIVE IT AWAY**

- Unit 1: Giving in the Bible
- Unit 2: Serving Jesus the Army Way
- Unit 3: Time, Talents, & Money
- Unit 4: How To Share Your Faith

## **VOLUME 7: POWER SOURCE**

- Unit 1: The Trinity
- Unit 2: The Holy Spirit at Work
- Unit 3: The Holy Spirit in Me
- Unit 4: The Fruit of the Spirit

## **VOLUME 8: WORSHIPPING TOGETHER**

- Unit 1: The Tabernacle
- Unit 2: Jesus Worshipped
- Unit 3: Christian Worship
- Unit 4: Army Worship

## **VOLUME 9: MAKING A DIFFERENCE**

- Unit 1: Letters That Made a Difference
- Unit 2: People Who Make a Difference
- Unit 3: Jesus Makes a Difference
- Unit 4: God Can Make a Difference

## **VOLUME 10: LIVING THE LIFE**

- Unit 1: Parables & Miracles
- Unit 2: Blessed Are You
- Unit 3: Developing Your Prayer Life
- Unit 4: Humanity of Jesus



### DEFINITION OF TERMS & SYMBOLS

**Lesson at a Glance:** A chart at the beginning of each lesson outlines various activity options for the lesson. Beside each activity is the suggested grade level, the activity focus (doing, seeing, listening, discussion), necessary PITstops, and additional supplies needed. A checkmark is placed by activities to be presented if there is a short amount of class time (25-35 minutes).

**ILO:** The Intended Learning Outcome (ILO) is the aim or purpose of each lesson. It is found at the bottom of the Lesson at a Glance page.

**PITstop:** Material to help Put It Together (PIT). Visual aids, skits, and other activities to enhance the lesson are included as PITstops. PITstops are included after the lesson pages.

**Dialogue Folder:** A writing exercise to be completed by the junior soldiers at the end of each lesson. This is designed to facilitate communication between leader and junior soldiers. At the end of each class session the leader will collect Dialogue Folders. The leader will make comments on each folder and return the folders to the junior soldiers during the next meeting.

**TLC:** The Lesson Connection (TLC) indicates the application of each lesson to the daily and spiritual lives of junior soldiers. It's found at the end of each lesson.





Material is part of the Bible Unit



Involves junior soldiers through sight



Material is part of The Salvation Army Unit



Involves junior soldiers through hands-on experiences



Material is part of the Christian/Spiritual Growth Unit



Involves junior soldiers through listening



Material is part of the To Be Like Jesus Unit



Involves junior soldiers through discussion



A visual aid or activity to enhance the lesson is to be inserted at this point




Let's Do It (LDI) activity page



iSpeak dialogue page


## LAYOUT & SPECIAL FEATURES

Each volume of Training Junior Soldiers material is set up the following way:




**Memory Verse Bookmarks** follow the introductory pages of each volume. There's one bookmark for each unit. The four memory verses of the unit are printed on the bookmark. Make a copy of the page for each junior soldier. At the end of each unit give junior soldiers the bookmark that corresponds to the unit completed. You may wish to copy the bookmarks on cardstock or mount on heavy paper.

**Unit at a Glance** provides a quick reference to the four lessons in the unit. The Intended Learning Outcome (ILO) for each lesson, Unit Aim, Unit Bible Truth, and Unit Bible Truth Scripture are outlined. The doctrines emphasized during the unit are listed at the bottom of the page.








**Leader's Page** is found at the beginning of each unit, behind the Unit at a Glance page. Each page has information on how the lessons in the unit connect to The Salvation Army, the students, and the leader.

**Lesson at a Glance** contains a chart that outlines various activity options for the lesson. Beside each activity is the suggested grade level, the activity focus, necessary

PITstops, and additional supplies needed. A check mark is placed by activities that should ALWAYS be included. If there is time, additional material will greatly enhance the learning experience.



**Size Wise** teaching tips are located throughout the volume. Information included in Size Wise tips will help the leader choose or adapt activities for smaller or larger junior soldier brigades.

**Teacher Options** are in shaded boxes at the end of select activity options. Information listed provides the leader with creative alternatives to the written material.



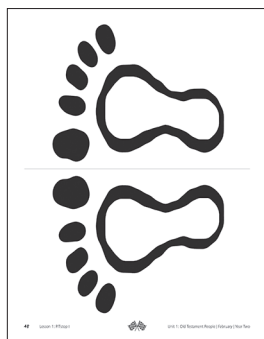
**Timesaving Tips** are included to help the leader who's strapped for time. The information provided in Timesaving Tips will help the leader transform "wasted" time into valuable teaching time.



**Teacher Tips** provide information and helpful hints for a more productive classroom.



**Be Aware** tips provide information about ways to modify or adapt the lesson for children with special needs.

A **PITstop** page (Put It Together) is material the leader may incorporate throughout the lesson. A visual cue is located in the teaching material to indicate where the information is inserted. Each PITstop is labeled with a letter. PITstop pages are located behind the teaching material.






A **Worship Program** outline is included with each lesson. The program may be used during the lesson, or as a mid-week worship program.


**Let's Do It! (LDI)** pages are age appropriate activity sheets to be copied for each junior soldier.

Junior soldiers can complete them during the class session, or take them home as review sheets. LDI activity sheets are divided into three levels: 1st & 2nd grade, 3rd & 4th grade, and 5th & 6th grade.

**iSpeak** pages are at the end of each lesson behind the LDI activity pages. Each week at the conclusion of the lesson junior soldiers have an opportunity to share their thoughts, feelings, and questions about the material in the lesson.



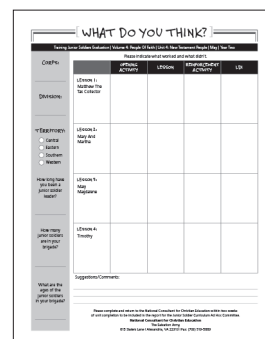

**HOMEpage** is intended for families of junior soldiers. Included in each HOMEpage is a summary of information covered in the lesson, the memory verse, the aim/purpose of the lesson, and a parent point. The parent point is designed to get parents talking to their children about what they're learning in junior soldiers. Send a copy of HOMEpage home with each junior soldier in your brigade.



A **What Do You Think?** evaluation form is provided at the end of each unit. Please make comments on what worked well in your brigade, what needs improvement,

and any creative adaptations you made to the lessons. The Christian Education staff at National Headquarters review each evaluation form.

**Answer Sheets** to LDI activity pages are included in the back of each volume.



[illegible][illegible][illegible]

This image shows a vertical rectangular area representing a page from a notebook or ledger. At the very top, there is a solid dark blue horizontal band. Within this band, seven small, evenly spaced white circles are arranged horizontally. The rest of the page is a light gray color, suggesting a background texture or a placeholder for content. There are no lines, text, or other markings on the page.

[illegible][illegible]

This image shows a vertical rectangular area representing a page from a notebook or ledger. At the very top, there is a solid dark blue horizontal band. Within this band, seven small, evenly spaced white circles are arranged horizontally. The rest of the page is a light gray color, suggesting a background texture or a placeholder for content. There are no lines, text, or other markings on the page.

- [illegible]

This image shows a vertical rectangular area representing a page from a notebook or ledger. At the very top, there is a solid dark blue horizontal band. Within this band, seven small, evenly spaced white circles are arranged horizontally. The remainder of the page is a light gray color, featuring faint, thin, horizontal white lines that run across its width, suggesting ruled paper. No text or other markings are present on the page.[illegible]

This image shows a vertical rectangular area representing a page from a notebook or ledger. At the very top, there is a solid dark blue horizontal band. Within this band, seven small, evenly spaced white circles are arranged horizontally. The remainder of the page is a light gray color, featuring faint, thin, horizontal lines that run across its width, suggesting ruled paper. No text or other markings are present on the page.

This image shows a vertical rectangular area representing a page from a notebook or ledger. At the very top, there is a solid dark blue horizontal band. Within this band, seven small, evenly spaced white circles are arranged horizontally. The remainder of the page is a light gray color, featuring faint, thin, horizontal white lines that run across its width, suggesting ruled paper. No text or other markings are present on the page.

# JUNIOR SOLDIERS

## Weekly Attendance

CORPS: \_\_\_\_\_ MONTH: \_\_\_\_\_ LEADER: \_\_\_\_\_

NAME	WEEK 1	WEEK 2	WEEK 3	WEEK 4	WEEK 5
1.					
2.					
3.					
4.					
5.					
6.					
7.					
8.					
9.					
10.					
11.					
12.					
13.					
14.					
15.					

# JUNIOR SOLDIER LESSON COMPLETION RECORD

Name: \_\_\_\_\_

Birthday: \_\_\_\_\_

Phone: \_\_\_\_\_

Prayer Partner: \_\_\_\_\_

Preparation Course Completed: \_\_\_\_\_

Enrollment Date: \_\_\_\_\_

Honor Junior Soldier Completed: \_\_\_\_\_

Enrollment Date: \_\_\_\_\_

## VOLUME 1: BEGINNING

Unit 1	Date	Unit 2	Date	Unit 3	Date	Unit 4	Date
Lesson 1		Lesson 1		Lesson 1		Lesson 1	
Lesson 2		Lesson 2		Lesson 2		Lesson 2	
Lesson 3		Lesson 3		Lesson 3		Lesson 3	
Lesson 4		Lesson 4		Lesson 4		Lesson 4	
Unit Complete		Unit Complete		Unit Complete		Unit Complete	

## VOLUME 2: FOUNDATION OF OUR FAITH

Unit 1	Date	Unit 2	Date	Unit 3	Date	Unit 4	Date
Lesson 1		Lesson 1		Lesson 1		Lesson 1	
Lesson 2		Lesson 2		Lesson 2		Lesson 2	
Lesson 3		Lesson 3		Lesson 3		Lesson 3	
Lesson 4		Lesson 4		Lesson 4		Lesson 4	
Unit Complete		Unit Complete		Unit Complete		Unit Complete	

## VOLUME 3: STANDING FIRM

Unit 1	Date	Unit 2	Date	Unit 3	Date	Unit 4	Date
Lesson 1		Lesson 1		Lesson 1		Lesson 1	
Lesson 2		Lesson 2		Lesson 2		Lesson 2	
Lesson 3		Lesson 3		Lesson 3		Lesson 3	
Lesson 4		Lesson 4		Lesson 4		Lesson 4	
Unit Complete		Unit Complete		Unit Complete		Unit Complete	

## VOLUME 4: PEOPLE OF FAITH

Unit 1	Date	Unit 2	Date	Unit 3	Date	Unit 4	Date
Lesson 1		Lesson 1		Lesson 1		Lesson 1	
Lesson 2		Lesson 2		Lesson 2		Lesson 2	
Lesson 3		Lesson 3		Lesson 3		Lesson 3	
Lesson 4		Lesson 4		Lesson 4		Lesson 4	
Unit Complete		Unit Complete		Unit Complete		Unit Complete	

## VOLUME 5: STANDARDS TO LIVE BY

Unit 1	Date	Unit 2	Date	Unit 3	Date	Unit 4	Date
Lesson 1		Lesson 1		Lesson 1		Lesson 1	
Lesson 2		Lesson 2		Lesson 2		Lesson 2	
Lesson 3		Lesson 3		Lesson 3		Lesson 3	
Lesson 4		Lesson 4		Lesson 4		Lesson 4	
Unit Complete		Unit Complete		Unit Complete		Unit Complete	

## VOLUME 6: GIVE IT AWAY

Unit 1	Date	Unit 2	Date	Unit 3	Date	Unit 4	Date
Lesson 1		Lesson 1		Lesson 1		Lesson 1	
Lesson 2		Lesson 2		Lesson 2		Lesson 2	
Lesson 3		Lesson 3		Lesson 3		Lesson 3	
Lesson 4		Lesson 4		Lesson 4		Lesson 4	
Unit Complete		Unit Complete		Unit Complete		Unit Complete	

## VOLUME 7: POWER SOURCE

Unit 1	Date	Unit 2	Date	Unit 3	Date	Unit 4	Date
Lesson 1		Lesson 1		Lesson 1		Lesson 1	
Lesson 2		Lesson 2		Lesson 2		Lesson 2	
Lesson 3		Lesson 3		Lesson 3		Lesson 3	
Lesson 4		Lesson 4		Lesson 4		Lesson 4	
Unit Complete		Unit Complete		Unit Complete		Unit Complete	

## VOLUME 8: WORSHIPPING TOGETHER

Unit 1	Date	Unit 2	Date	Unit 3	Date	Unit 4	Date
Lesson 1		Lesson 1		Lesson 1		Lesson 1	
Lesson 2		Lesson 2		Lesson 2		Lesson 2	
Lesson 3		Lesson 3		Lesson 3		Lesson 3	
Lesson 4		Lesson 4		Lesson 4		Lesson 4	
Unit Complete		Unit Complete		Unit Complete		Unit Complete	

## VOLUME 9: MAKING A DIFFERENCE

Unit 1	Date	Unit 2	Date	Unit 3	Date	Unit 4	Date
Lesson 1		Lesson 1		Lesson 1		Lesson 1	
Lesson 2		Lesson 2		Lesson 2		Lesson 2	
Lesson 3		Lesson 3		Lesson 3		Lesson 3	
Lesson 4		Lesson 4		Lesson 4		Lesson 4	
Unit Complete		Unit Complete		Unit Complete		Unit Complete	

## VOLUME 10: LIVING THE LIFE

Unit 1	Date	Unit 2	Date	Unit 3	Date	Unit 4	Date
Lesson 1		Lesson 1		Lesson 1		Lesson 1	
Lesson 2		Lesson 2		Lesson 2		Lesson 2	
Lesson 3		Lesson 3		Lesson 3		Lesson 3	
Lesson 4		Lesson 4		Lesson 4		Lesson 4	
Unit Complete		Unit Complete		Unit Complete		Unit Complete	



# A VARIED APPROACH TO SPIRITUALLY MENTORING TODAY'S CHILDREN & TOMORROW'S LEADERS

Those who lead children know that no two are alike. Each child is an individual with different likes and dislikes; ways of relating, learning, and understanding; and life situations. The purpose of the Training Junior Soldiers program is to provide opportunity for spiritual development of the young people in your corps.

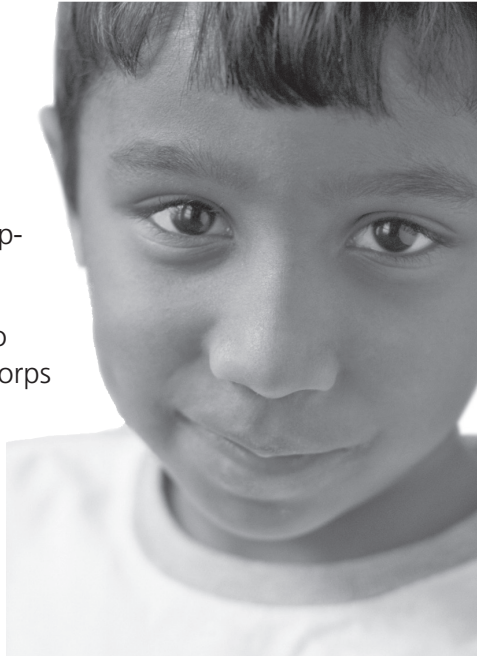
Just as no two children are alike, no two junior soldier brigades are alike. Some corps have one hour a week devoted to Training Junior Soldiers, while other corps only provide 25 minutes. Some corps separate each grade level in junior soldiers. Some corps combine all junior soldiers, grades 1-6, in one classroom with one leader. It's very difficult to program effectively when the age span is great, and the time span is short. In an attempt to address these challenges, a chart is provided on the Lesson at a Glance page to assist in choosing activities.

Each activity option is marked with the amount of time it takes to complete, what age level it's best suited for, and the activity focus. Additionally, the chart lists necessary PITstops and special supplies needed.

If you normally have only 25-35 minutes for Training Junior Soldiers, complete the activities with a check mark. The checked activities can be completed in a short time span without diminishing the meaning of the lesson.

If your corps schedule includes adequate time, a suggested Worship Program is included for each lesson. Leaders can enhance the Worship Program by designing program covers, or having youth groups perform. If you don't have time to include the Worship Program during Training Junior Soldiers, consider using it during other corps programs. The Worship Program could be used as a Sunday school preliminary, junior church, mid-week meeting, or Sunbeam or Adventure Corps devotional time. Using the Worship Program during the week following the lesson will serve as a reinforcement of concepts learned during the lesson.

The children in your brigade have differences other than age. They're different in socioeconomic status, culture, learning styles, interests, and abilities. In addition, many corps have junior soldiers with learning, emotional, physical, and/or developmental disabilities.





For this reason, each lesson contains a variety of approaches to learning. Memorization, arts and crafts, storytelling, drama, games, quizzes, puzzles, discussion, videos, snacks, role playing, and music are just a few of the ways children can learn by being involved in the lesson. Each lesson provides a variety of ways for children to engage in the lesson material.

Younger children in your brigade may have difficulty with writing activities at the end of each lesson. It's important to help these children communicate their thoughts without the added

frustration of the inability to read and write. Be sensitive to the needs of these children. Think about letting younger junior soldiers draw or speak their responses. Their thoughts are the important part of the activity, not the writing.

In society today there is a lack of good examples for young people to emulate. Children need positive role models and positive relationships with adults. Therefore, it's important to be involved in the lives of your junior soldiers. They need to know you care about them, their thoughts and feelings. Establishing a Dialogue Folder with each junior soldier is one way to keep the lines of communication open. Each week, at the conclusion of the lesson, junior soldiers have an opportunity to share their thoughts, feelings, and questions about the material in the lesson. What a wonderful opportunity to find out what's going on in the minds of your junior soldiers. Make comments in each folder. If junior soldiers have unanswered questions on their iSpeak pages, answer them as best you can. A few words written from you will help the junior soldiers understand your care and concern for them.

Another opportunity to build meaningful relationships between your junior soldiers and the adults in your corps is to create prayer partners. When a child is enrolled in your junior soldier brigade ask an adult member of your congregation to commit to praying for that child's spiritual development.

As a leader you know the children in your brigade better than anyone else. You know what does and doesn't work in your classroom. Adapt the material provided in each volume to best meet the needs of the junior soldiers in your brigade.

You've been given a wonderful ministry opportunity. When you enter the classroom each week you're teaching children lessons that will remain with them into adulthood. Children will make decisions to accept Jesus and God's saving grace because of your influence. God has entrusted you with His children. What an amazing thing!

## People of Faith

### Old Testament People

**Josiah—The Boy who Became King**  
**2 Kings 22:2 (NirV)**  
*"Josiah did what was right in the eyes of the Lord. He lived the way King David had lived. He didn't turn away from it to the right or the left."*

**Samuel—The Boy who Listened**  
**1 Samuel 3:10b (NirV)**  
*"Then Samuel replied, 'Speak. I'm listening.'"*

**Gideon—The Boy who Obeyed**  
**Judges 6:12 (NirV)**  
*"The angel of the Lord appeared to Gideon. He said, 'Mighty warrior, the Lord is with you.'"*

**Esther—The Girl who Became Queen**  
**Esther 4:14b (NirV)**

*"It's possible that you became queen for a time just like this."*



BIBLE UNIT

## People of Faith

### The Generals

**How We Get Our Generals**  
**Psalms 4:3 (NirV)**  
*"Remember that the Lord has set his faithful people apart for himself. The Lord will hear me when I call out to him."*

**Who Were The Generals? Part 1**  
**Joshua 1:9b (NirV)**  
*"Be strong and brave. Do not be terrified. Do not lose hope. I am the Lord your God. I will be with you everywhere you go."*

**Who Were The Generals? Part 2**  
**1 Corinthians 12:4-5 (NirV)**  
*"There are different kinds of gifts. But they are all given by the same Spirit. There are different ways to serve. But they come from the same Lord."*

**What Does The General Do?**  
**Psalms 28:7a (NirV)**  
*"The Lord gives me strength. He is like a shield that keeps me safe. My heart trusts in him, and he helps me."*



SALVATION ARMY UNIT

## People of Faith

### Notable Christians of The Church

**Reformation—Martin Luther**  
**John 1:17 (NirV)**  
*"Moses gave us the law. Jesus Christ has given us grace and truth."*

**Holiness—The Wesleys**  
**1 Peter 1:15-16 (NirV)**  
*"The one who chose you is holy. So you should be holy in all that you do. It is written, 'Be holy, because I am holy.'"*

**Women In Ministry—Phoebe Palmer And Catherine Booth**  
**Mark 16:20 (NirV)**  
*"Then the disciples went out and preached everywhere. The Lord worked with them. And he backed up his word by the signs that went with it."*

**Modern Day Witnesses**  
**—My Part In The Church**  
**Acts 22:15 (NirV)**  
*"Now you will give witness to all people about what you have seen and heard."*



CHRISTIAN GROWTH UNIT

## People of Faith

### New Testament People

**Matthew The Tax Collector**  
**Matthew 4:17 (NirV)**  
*"From that time on Jesus began to preach. 'Turn away from your sins!' He said. 'The kingdom of heaven is near.'"*

**Mary And Martha**  
**Proverbs 23:12 (NirV)**  
*"Apply your heart to what you are taught. Listen carefully to words of knowledge."*

**Mary Magdalene**  
**John 5:19 (NirV)**  
*"Jesus answered, 'What I'm about to tell you is true. The Son can do nothing by himself. He can do only what he sees his Father doing. What the Father does, the Son also does.'"*

**Timothy**  
**1 Timothy 4:12 (NirV)**  
*"Don't let anyone look down on you because you are young. Set an example for the believers in what you say and in how you live. Also set an example in how you love and in what you believe. Show the believers how to be pure."*



TO BE LIKE JESUS UNIT

