










LESSON 4 AT A GLANCE

Timothy

ACTIVITY	MINUTES	GRADE LEVEL	FOCUS	PITstops	*OTHER SUPPLIES
<input checked="" type="checkbox"/> OPENING ACTIVITY Focus Fun	10	1-6			aluminum cans
<input checked="" type="checkbox"/> LESSON A Walk In Timothy's Shoes	15	1-6	 		bay leaves, gold coins/gold wrapping paper, envelopes, aluminum foil
<input checked="" type="checkbox"/> MEMORY VERSE	5	1-6	 		
REINFORCEMENT ACTIVITY (Choose One Option)					
<input type="checkbox"/> OPTION 1 Racing Ahead	15	1-6		 A-D	
<input type="checkbox"/> OPTION 2 Following The Footsteps	5	1-6			crowns from lesson
<input type="checkbox"/> WORSHIP PROGRAM	10	1-6			
<input type="checkbox"/> LET'S DO IT! (LDI)					
Timothy's Journey	5	1-2			
Timothy	5	3-4			
Like Timothy	5	5-6			
<input checked="" type="checkbox"/> DIALOGUE FOLDER					
iSpeak	5	1-2			
iSpeak	5	3-4			
iSpeak	5	5-6			

INTENDED LEARNING OUTCOME

This lesson will help junior soldiers understand that they can be examples to all believers.

YOU ARE HERE!



Place the timeline marker on **61 A.D.** on the **New Testament** timeline.

*In addition to materials listed in this chart, you need Basic Classroom Supplies.

Timothy

BACKGROUND INFORMATION FOR THE LEADER

BIBLE REFERENCES:

This lesson is based on the following Bible references:

Acts 16-17, 19:1-22

1 Timothy

2 Timothy

UNIT AIM:

This unit will show, through the example of New Testament people, that dynamic changes take place when Jesus comes into a person's life. Junior soldiers will learn that Jesus forgives people from all sin if they believe in Him and He helps them minister to others.

TIMOTHY WAS A JEWISH GREEK raised in Lystra in Asia Minor by his Jewish mother, Eunice, and his grandmother Lois, both of whom had become followers of Christ. They made sure Timothy knew God's Word from an early age (Acts 16:1-2; 2 Timothy 1:5 NIRV). Timothy's father is only briefly mentioned as a Greek. It's believed that his father wasn't living.

We aren't really sure how old Timothy was when he came to know Christ, but it was probably during Paul's first missionary journey to Lystra. Paul heard good things about this young disciple and invited him along on the second missionary journey. This began a mentoring relationship that was unparalleled in Paul's ministry. Paul stepped into the missing father's role in Timothy's life, encouraging him, training him, and being a loving example to him. Timothy in turn became a trusted member of Paul's ministry team and acted on Paul's behalf in many situations.

Timothy's household was a lot like many of today's households in which children are being raised by a single parent in a multicultural environment. Several passages of Scripture indicate that Timothy had some obstacles to overcome, including a natural timidity and sensitivity concerning his youth. Timothy's story offers hope that kids whose home lives are less than perfect can turn out to be outstanding examples of the faithfulness of a loving God. The investment of wise and caring adults can make all the difference. In spite of his youthfulness, Timothy's ministry was significant in several early church congregations. Through his story, your kids can be confident that they can make outstanding contributions to their own corps when their speech and lives exemplify love, faith, and purity (1 Timothy 4:12 NIRV).



OPENING ACTIVITY

Focus Fun

Have children form pairs as they enter the classroom. When all the children have arrived, have each pair decide who'll be a Mentor and who'll be a Mentee.

Say: **Now that you've decided who's who, I'll tell you that a Mentor is someone who's willing to share what they know with someone else. I'd like all the Mentors to come and see me privately, while the rest of you turn around and together count aloud as high as you can.**

Tell the Mentors that they're going to show the Mentees how to play Kick The Can but they have to play the game a special way. Show them how to gently kick an aluminum can so that it only goes about one foot, no farther. Tell them that their goal will be to take turns kicking their cans with their Mentees until they get the cans to the other side of the room, never allowing the cans to go more than a foot at a time. If a Mentee kicks it harder or farther than a foot, the Mentee and Mentor both will go back to the beginning and start over. Let each Mentor practice this controlled movement one or two times; then have them pick up the cans and stand against a designated wall while you speak to the group of Mentees.

Say: **The Mentors have learned a skill that they'd like to teach you. You'll have to watch your Mentor carefully because they can only show you what to do. Mentors, remember there's to be no talking. This isn't a race; it's a skill activity. Mentees, join your Mentors and begin.**

When all the kids have successfully completed their task, ask:

- **Mentees, how would you describe in words what you just did?**
- **How do you think you could teach someone else what you just learned?**
- **Mentors, what was it like to try to teach in the way you did?**
- **What would have made your job easier?**

Say: **The relationship you just experienced, Mentors and Mentees, was like Paul's relationship with a young man named Timothy. Just like I showed and told the Mentors what to teach so that they could show the Mentees, Paul showed Timothy how to live. Paul then told Timothy to teach others. It didn't matter that Timothy was much younger than many of the other Christians. Timothy's story shows us that kids can be an example to all believers.**



MATERIALS NEEDED:

- aluminum cans





MATERIALS NEEDED:

- green construction paper
- tape/stapler
- bay leaves
- gold coins/gold wrapping paper
- envelopes
- aluminum foil

LESSON

A Walk In Timothy's Shoes

Say: **Timothy's mother was Jewish, so according to Jewish laws Timothy was Jewish too. His father was Greek, and Timothy grew up in a Greek-speaking city. The Bible doesn't tell us about his father so many believe that he may have died when Timothy was quite young. Timothy's mother, Eunice, and his grandmother Lois taught him the Scripture. But he probably learned other things from Greek culture. Greek children were taught at the gymnasium. What do children today do at the gymnasium? (Allow response.) Children at Greek gymnasiums did things like that too. But it was also where they attended school and learned their regular school subjects. The Greeks made physical education as important as reading and writing. The Greek games are what led to the modern day Olympics and were originally festivals to honor Greek gods.**

- **What do you think Timothy might have thought about the differences between the Jewish traditions he was taught and the Greek world he lived in?**
- **Do you think Timothy's experiences might have helped him in sharing the good news about Jesus?**

Timothy would have been familiar with the competitiveness of the Greek games and with the excitement of the winner getting a prize. In one of Paul's letters to Timothy, he compared the life of faith to the Greek games. In those games, the winner was given a crown of laurel or olive leaves.

Show kids how to make a crown with the construction paper strips. Have them help one another staple or tape the crowns so that the crowns fit snugly. Then hand several bay leaves to each child.

Say: **Paul's message to Timothy was to live as an example of faith, even though he was young. You and I can be an example to those around us, too.**

Have the children give one of their leaves to someone and tell them how they have been an example of faith. After the children have given away their leaves, ask:

- **Were you surprised at what others said about your example? Explain.**
- **Can you name some of the people who've set an example for you to follow?**
- **Who are some people you can set an example for?**

Say: **Smell the leaves you're holding. Bay leaves come from the laurel tree. They have a very strong smell. Timothy needed to be strong and**



you need to be strong to set a good example to others. Tape or glue the leaves to your crown, and put the crown aside for now.

Choose four locations around the room or corps. In the first area, you won't need any supplies. In the second area, place the gold items. In the third area, place the envelopes. In the fourth area, place the aluminum foil.

Say: **Timothy went with Paul on several missionary journeys, but perhaps the most important thing he did was to go into places where Paul couldn't go. We're going to take a trip around Greece, Macedonia, and Asia Minor to some churches where Timothy ministered.**

Lead the children in an imaginary climb up a mountain.

Say: **Corinth was a beautiful city built on a high hill and was an important city to the Romans. The message Timothy gave to the church at Corinth was to live upright lives.**

Then Timothy was sent to another Roman city, Philippi. (Lead children to the next area.) **Philippi was a gold-mining area. We have some gold items here for you to take to remind you of Philippi.** (Make binoculars with your hands, and look around.) **Paul said he knew Timothy would look out for Jesus' interests in Philippi rather than his own selfish interests. Paul hoped the Philippians would follow Timothy's example.**

Walk to the next station. Just before you get there, change your movements to swimming motions.

Say: **The next city Paul sent Timothy to was the city of Thessalonica. It was a seaport city. The Christians there were having trouble and needed encouragement. Paul also wanted a report about how they were doing. Take an envelope to remind you that Timothy served as Paul's messenger at Thessalonica and in other cities.**

"Swim" out of Thessalonica and on to Ephesus. Give each child a small scrap of aluminum foil.

Say: **When Paul first went to the city of Ephesus, so many people became Christians that the silversmiths who made statues for the worship of the goddess Diana became angry because people stopped buying their idols. They ran Paul out of town. Timothy stayed the longest in Ephesus and received letters there from Paul that encouraged him in all the skills he needed to be a pastor for this church. He told Timothy, "Don't let anyone look down on you because you are young. Set an example for the believers in what you say and in how you live. Also set an example in how you love and in what you believe. Show the believers how to be pure... Keep on doing those things. Give them your complete attention. Then everyone will see how you are coming along"** (1 Timothy 4:12 and 15 NIV).



In those verses Paul told Timothy to look at himself to make sure he was a good example. Take the piece of aluminum foil you were given and look at your reflection. Ask yourself this question—what kind of example do I look like? (Encourage the children to be completely quiet for about thirty seconds as they consider this question.)

Say: **Timothy also spent time with Paul. He was Paul's scribe as Paul dictated letters to other churches. He watched Paul's example and followed him.** Ask:

- Why was Paul such a good example to Timothy?
- Where can we learn how we should live to set a good example?
- Is it important to set a good example no matter how old we are? Why?

Say: **Just as Timothy was to be an example to the believers, Jesus wants us to be an example to the believers wherever we are.**

MEMORY VERSE

1 Timothy 4:12 (NIV)  

"Don't let anyone look down on you because you are young. Set an example for the believers in what you say and in how you live. Also set an example in how you love and in what you believe. Show the believers how to be pure."





Review the verse several times.

Have junior soldiers get into a line according to age (oldest to youngest). Recite the verse to the first junior soldier. Instruct that junior soldier to recite the verse to the next junior soldier, and so on, until each junior soldier has recited the verse.


REINFORCEMENT ACTIVITIES

(CHOOSE ONE OPTION)

Racing Ahead (option 1) 

Form four groups. Give the first group a piece of paper that says, "in speech" ( A); give group two a piece of paper that says, "in love" ( B); give group three one that says, "in faith" ( C); and give group four one that says, "in purity" ( D).

MATERIALS NEEDED:

-  A-D
- paper
- pens/pencils



LESSON 4

Have each group talk about how they can set an example in their given areas and record their ideas on the paper. Say: **According to the Bible, it's important to set an example in each of these areas. Your team will report back to the group how to set an example in your area.**

You may wish to post all four areas on newsprint or on a chalkboard to help kids remember what other groups are discussing.

Give the groups five minutes to make their list; then have them give their reports to the whole group.

Following The Footsteps (Option 2)

Have children hold the crowns they constructed earlier and sit face to face with a partner.

Say: **Think about ways you can serve God. Share with your partner what you think is important to try to do in your life and why.**

Give kids about one minute to share.

Say: **We're going to pray for each other to be "winners" this week in that particular way. When you have finished praying for your partner, place the victor's crown on their head and remind them to be an example to believers by the way they live.**

Give kids about two minutes to complete your instructions; then close with this prayer:

Dear God, thank you for each of these junior soldiers. We know You want us to be examples in speech, in life, in love, in faith, and in purity, no matter how young or old we are. Help each of us to be winners in our goals this week. In Jesus' name, Amen.

MATERIALS NEEDED:

- crowns from lesson



TEACHER TIPS:

Be sure to mix older and younger junior soldiers together for this activity.



WORSHIP PROGRAM

CHORUS: Song #52: "Give It All to Him"
(Track #2, *Great Big Praise* CD 2)

SCRIPTURE: 1 Timothy 4:12 (NirV)

CHORUS: Song #63: "I Give Me"
(Track #12, *Great Big Praise* CD 2)

TIME OF SHARING:

Ask junior soldiers to share their testimonies, or share ways they serve God.

CHORUS: Song #72: "I Have Decided to Follow Jesus"
(Track #22, *Great Big Praise* CD 2)

PRAYER



Remember to fill out
the *What Do You Think*
Evaluation on page 409.



In speech



In Love



naiviti



spirit



LDI

Grades 1 & 2 Timothy's Journey

Grades 3 & 4 Timothy

Grades 5 & 6 Like Timothy

DIALOGUE FOLDER

Grades 1 & 2 iSpeak

Grades 3 & 4 iSpeak

Grades 5 & 6 iSpeak

TLC

As a result of this lesson, junior soldiers will:

- have a basic understanding of Timothy's life,
- understand that they aren't too young to serve God, and
- want to be examples for all people.

LIKE TIMOTHY

Paul told Timothy to be an example to others. How can you be an example to others in the following situations?

AT SCHOOL	AT THE CORPS

IN YOUR COMMUNITY	IN YOUR HOME


424 Lesson 6 (20-27) Grade 4

Like & New Testament People! May Your Testimony Be a Blessing to Others!


[iSPEAK]

Draw a picture of you being an example to someone.

My Thoughts On This Lesson



Unit 8: New Testament People (36g) Year Two

 iSPEAK

Lesson 6: iSPEAK 17-21 Grade 4-5C



Timothy's Journey

Draw a picture
about one of
Timothy's journeys.



TIMOTHY

Draw a picture of how you can be an example to others in the following situations:

AT SCHOOL

AT THE CORPS

IN YOUR COMMUNITY

IN YOUR HOME



LIKE TIMOTHY

Paul told Timothy to be an example to others. How can you be an example to others in the following situations?

AT SCHOOL

AT THE CORPS

IN YOUR COMMUNITY

IN YOUR HOME



[iSPEAK]

Draw a picture of you being an example to someone.

My Thoughts On This Lesson



[iSPEAK]

Paul told Timothy to be an example to others. What are some ways you can be an example to others?

My Thoughts On This Lesson



[iSPEAK]

Who has been an example to you? In what way?

My Thoughts On This Lesson



[HOMEPAGE]

For families of junior soldiers

THIS WEEK'S TOPIC:

Timothy

MEMORY VERSE:

Timothy 4:12 (NIV)

"Don't let anyone look down on you because you are young. Set an example for the believers in what you say and in how you live. Also set an example in how you love and in what you believe. Show the believers how to be pure."

The memory verse for the week is included on each HOMEPAGE. Help your child review it during the week.

PARENT POINT:

Talk to your child about ways they can be a good example to all believers.

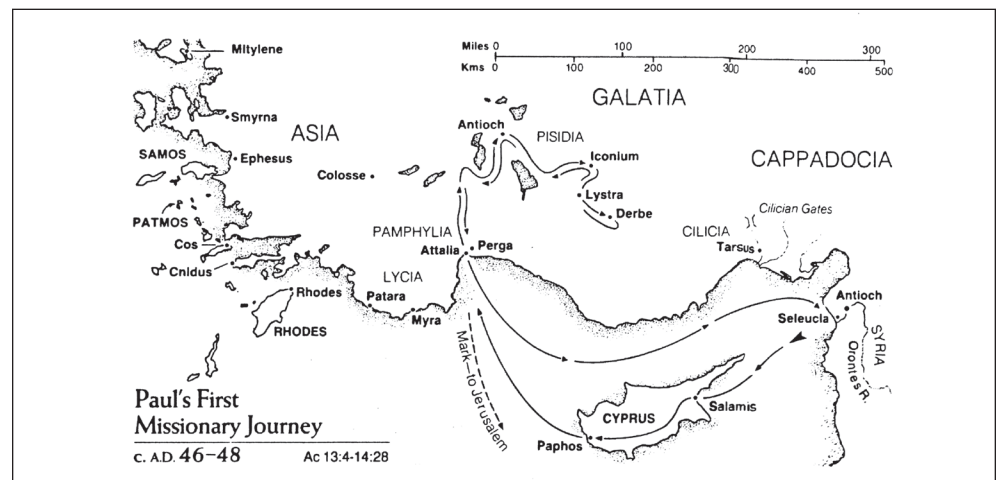


THIS WEEK MARKED the conclusion of the unit New Testament People. Today in junior soldiers, the children went on a journey to visit the early Church while they learned about the life of Timothy.

Timothy was a young believer who was raised in Lystra by his Jewish mother and grandmother who were followers of Christ. From a very early age, Timothy learned God's Word.

Timothy met Paul on his first missionary journey. Paul was impressed by what others told him about Timothy and Paul invited Timothy to join him on his second missionary journey. Paul became Timothy's mentor. He encouraged him, trained him, loved him, and set an example for him.

Timothy had to overcome some obstacles in his life. He was naturally timid. He was concerned about his youth and how others would respond to him. Paul gave Timothy some advice that is still shared with young people today, "Don't let anyone look down on you because you are young. Set an example for the believers in what you say and in how you live. Also set an example in how you love and in what you believe. Show the believers how to be pure" (1 Timothy 4:12 NIV).



INTENDED LEARNING OUTCOME

This lesson helped junior soldiers understand that they can be examples to all believers.